



Technical information

Information technique
Información técnica
Technische Information
Informazione tecnica

QUARTZ

CALIBRE 5035

CALIBRE 5055



Technical Information
For the user
of the
product

ROLEX
CALIBRE

CALIBRE 5035

CALIBRE 5055



CONTENTS

Characteristics of calibre 5035	4
Characteristics of calibre 5055	5
Functions of the handsetting stem	6
List of special Rolex tools	6
Partial service of the calibre 5035/55	7-10
Opening the case	7
Checking the battery voltage in place	7
Changing the battery	7-8
Checking and adjusting the frequency of the quartz with the trimmer	8-9
Changing the dial	9-10
Changing the Day-Date indicators	10
Working principles of the Rolex Quartz movement	11
Complete service of the calibre 5035	12-22
Dismantling	12-13
Diagram of the motor	14
Cleaning of the motor	15
Lubricating chart	16
Reassembling of the movement	17-20
Reassembling of the date indicator mechanism	20-21
Correcting the endshake of the mounted date wheel of calibre 5035 and the cam with cannon, calendar wheel and calendar finger, of calibre 5055	22
Casing up	22
Complete service of the calibre 5055	23-26
Dismantling	23
Reassembling of the movement	17-20
Reassembling of the calendar mechanism	24-26
Recapitulation of tests	27
Steps to follow for frequency adjustment and search for reasons of breakdowns	28-29
Technical reminder connected with the Rolex Quartz movement	30-31



CALIBRE 5035

DATE INDICATOR MECHANISM – principle identical with that of calibre 3035

Rapid date corrector

Centre second hand jumping forward every second

Rolex mobile frame step-by-step motor

Stop-second device

– Overall diameter	29.75 mm
– Case-fitting diameter	29.00 mm
– Overall height	6.35 mm
– Number of jewels	11
– Frequency of quartz	32'768 Hz
– Integrated electronic circuit	C-MOS
– Output: polarized pulses	1 pulse/s.
– Duration of impulse	9.8 ms
– Silver oxyde battery	1.55 V
– Service life of battery	over 24 months
– Adjustment by trimmer	$\approx \pm 2$ s/d
– State (loss or gain) when worn in normal conditions after 1 year	less than 1 min.
– Operating range	$- 5^{\circ} \text{ C} + 55^{\circ} \text{ C}$
– Operating in magnetic fields up to about	1000 Oe

Movement seen from above (Fig. 1) and from below with date indicator (Fig. 2).




Fig. 1

Scale
1.25: 1




Fig. 2



CALIBRE 5055 - derived from calibre 5035

DAY-DATE CALENDAR MECHANISM – principle identical with that of calibre 3055

Rapid date corrector

– Overall diameter	29.75 mm
– Case-fitting diameter	29.00 mm
– Overall height	7.11 mm

Movement seen from below with Day-Date calendar mechanism (Fig. 3) and without indicators (Fig. 4).




Fig. 3

Scale
1.25: 1




Fig. 4