

ACCUTRON 214

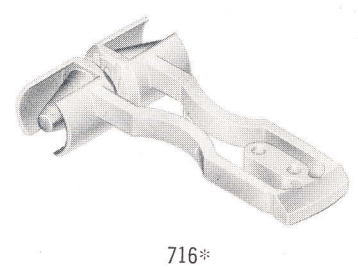

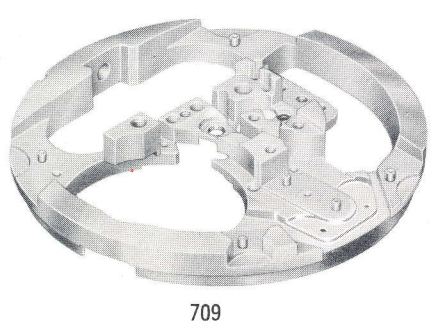

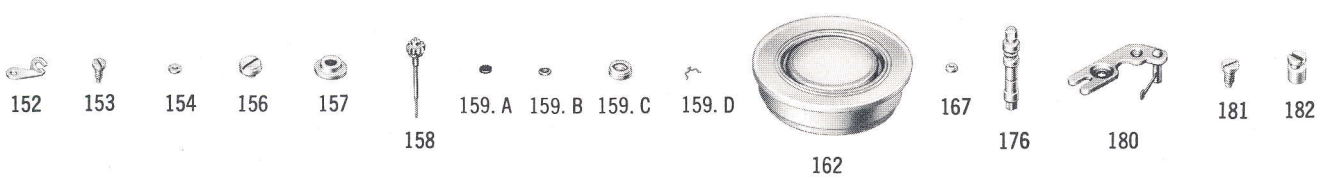
PARTS LIST

Description	Part No.	Description	Part No.
Cannon Pinion	108	Minute Wheel and Pinion	111
Cap Jewel for Top Bushing for Index Wheel and Second Wheel	159.B	Minute Wheel Spring	192
Center Bridge	413	Pawl Bridge and Finger Assembly	180
Center Bridge Screw	131	Pawl Bridge Pivot Screw	184
Center Second Brake Spring	121	Pawl Bridge Cam	182
Center Second Hand	140	Pawl Bridge Lock Screw	181
Center Second Pinion and Washer	158	Pillar Plate	709
Center Wheel and Arbor	109	Power Cell (214 only)	162
Chaton for Center Second Pinion	157	Safety Bridge	214
Chaton Screw	156	Safety Bridge Screw	184
Coil Form Screw	151	Screw for Coil Lead Retainer Plate	191
Coil Lead Retainer Plate	190	Screw for Setting Wheel Spring	123
Complete Coil Assembly	711	Second Wheel and Pinion	103
Dial Holding Nut	148	Setting for Top Bushing for Index Wheel and Second Wheel	159.C
Fourth Wheel and Pinion	107	Setting Stem	176
Ground Strap	193	Setting Wheel	119
Ground Strap Screw	151	Setting Wheel Spring	120
Hole Jewel for Top Bushing for Index Wheel and Second Wheel	159.A	Shimming Washer	186
Hour Hand	143	Shock Bridge	113
Hour Wheel	110	Shock Bridge Screw	118
Index Guard	152	Spring for Top Bushing for Index Wheel and Second Wheel	159.D
Index Guard Screw	153	Third Wheel and Pinion	105
Index Guard Washer	154	Top Bushing for Index Wheel and Second Wheel	159
Index Wheel and Pinion	112	*Top Jewel for Center Wheel	165
*Lower Jewel for Center Wheel	166	Top Jewel for Third and Fourth Wheel	167
*Lower Jewel for Index Wheel and Second Wheel	170	Train Bridge (complete)	404
*Lower Jewel for Third and Fourth Wheel	167	Train Bridge Screw	125
Lower Jewel Plate	116	Tuning Fork Assembly	716
Lower Jewel Plate Screw	117	Tuning Fork Screw	183
Minute Hand	142		

Replacement spare parts can be ordered from your Bulova Material Distributor.

Damaged subassemblies (complete coil assembly, Part No. 711, or tuning fork assembly, Part No. 716) should be returned to Material Sales Division, Bulova Watch Company, Flushing, N. Y. 11370, for reconditioning.

*Not shown in illustration.



* Stress limiter feature added in 1964.

INDEX

A		M	
Accuracy of ACCUTRON	6, 11, 28	Mechanical components	1
Alignment, index and pawl jewels	14, 15	Microscope	1, 2, 14, 15, 17, 30
C		Movement holder	2, 4, 13
Case gasket replacement	32	O	
Casing movement	27	Oiling	8, 22, 31
Center second pinion	8	Opening case	10
Cleaning	21, 30	Operation of ACCUTRON	1
Cleaning equipment	5	P	
Coil and fork assembly		Parts list	34
removal	18	Power cell (214 only)	3, 7, 9
replacement	24	R	
Coil lead retainer plate	20, 25	Rate recorder	5, 29, 32
Correct time	28, 29, 30	Reassembly	24
Crystal replacement	32	Regulators, ACCUTRON	11
Current, electronic circuit	13	Regulation	11, 12
D		Regulation following repair	28, 29, 32
Demagnetizing	8, 32	Removing movement	10
Diagnosis	6	S	
Duofix cap jewels	21, 23	Service kit, ACCUTRON	2
E		Servicing table	7
Electronic circuit	13	Special tools and equipment	2
Electronic and electromagnetic components	1	Stress limiters	15
Engagement, index jewel	15	T	
Exact time	28, 29	Temperature, effects on current	13
Exchanging dials	32	Test set	2, 3, 9, 13
Exchanging movements	30	Testing procedures	9
G		Train, checking for freedom	17
Ground strap	26, 31	Tuning fork	31
H		Tuning fork amplitude	14
Hands, dial, dial train		Tuning fork demagnetization	8, 32
removal	18	U	
replacement	26	Ultrasonic watch cleaner	5, 21
Hints for repairman	30	V	
I		Voltage, power cell	9
Index finger post wrench	2, 5	W	
Indexing mechanism	1	WATCHMASTER products	5
checking after dialing	31	Wear	8
how to expose	13	Wheel train	21
inspection and adjustment	3, 14	L	
L		Locking-ring wrench	2, 5, 10