

ETA Cal. 804.192

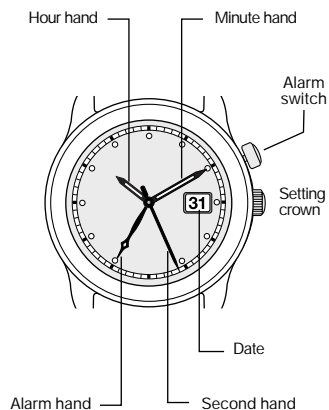
Alarm

285 960 - 05/2002

DISPLAY

A

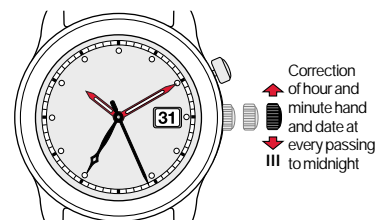
Watch hands



SETTING THE TIME

B

Setting crown in position III



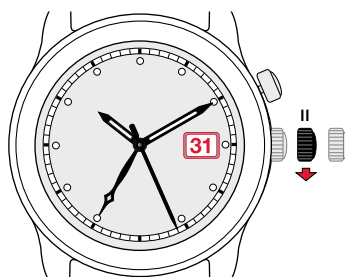
Caution: Position III Stop-second

The watches must not be stocked with the crown in position III.
The power consumption is higher!

SETTING THE DATE

C

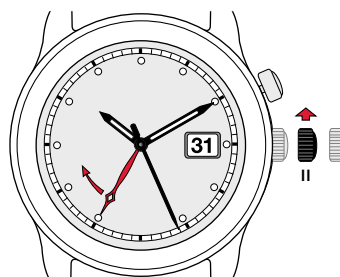
Setting crown in position II



SETTING THE ALARM TIME

D

Setting crown in position II



SWITCHING ON THE ALARM

E

