

SEIKO

QUARTZ

Cal. 7433A

**PARTS
CATALOGUE**

Cal. 7433A

Characteristics

Casing diameter : ϕ 22.0 mm
 Maximum height : 2.7 mm without battery
 Jewels : 2 j
 Frequency of quartz crystal oscillator : 32,768 Hz (Hz = Hertz Cycles per second)
 Driving system : Step motor (2 poles)
 Regulation system : Trimmer condenser
 Train wheel setting
 Calendar (Day & Date)
 Instant setting device for day and date calendar
 Bilingual change-over system for day of the week
 Battery life indicator

PART NO.	PART NAME	PART NO.	PART NAME
125 495	Train wheel bridge	012 170	Circuit block screw
☆170 272	Day star with dial disk	012 170	Calendar plate screw
195 495	Calendar plate	012 196	Lower end-piece screw for third wheel
231 490	Third wheel & pinion	012 197	Day finger screw
☆241 493	Fourth wheel & pinion	012 469	Case screw
☆241 496		012 778	Setting lever spring screw
☆241 499		012 797	Day jumper screw
261 495	Minute wheel	017 549	Minute wheel pin
☆270 039	Center minute wheel	017 634	Tube for train wheel bridge (A)
☆270 042		017 636	Tube for coil block screw (A)
☆270 499		017 637	Tube for coil block screw (B)
☆271 059		017 638	Tube for circuit block screw (A)
☆271 492		017 639	Tube for circuit block screw (B)
☆271 495	Hour wheel	017 640	Tube for setting lever spring screw
282 495	Clutch wheel	017 641	Tube for lower end-piece screw for third wheel
☆354 076	Winding stem	017 657	Tube for train wheel bridge (B)
383 495	Setting lever	017 972	Eccentric dial pin
384 495	Yoke	☆SEIKO TR7215W	Silver (II) oxide battery
388 495	Setting lever spring		
436 495	Lower end-piece for third wheel		
491 220	Dial washer		
556 495	Date finger		
701 490	Fifth wheel & pinion		
719 495	Day corrector		
☆801 108	Date dial		
☆801 282			
802 499	Date driving wheel		
810 495	Date jumper		
817 490	Intermediate date wheel		
868 495	Day finger		
873 495	Day jumper		
☆884 136	Holding ring for dial		
963 490	Snap for day star with dial disk		
4001 416	Circuit block		
4002 495	Coil block		
4146 496	Step rotor		
4219 495	Battery connection insulator (A)		
4219 496	Battery connection insulator (B)		
4219 497	Battery connection insulator (C)		
4239 495	Rotor stator		
4270 495	Battery connection (-)		
4271 495	Battery connection (+)		
4446 495	Crystal unit cushion		
011 541	Upper hole jewel for step rotor		
011 541	Lower hole jewel for step rotor		
012 170	Train wheel bridge screw		
012 170	Coil block screw		

☆ Please see remarks on the reverse page.
 Part numbers in light letters are not shown in photos.

Cal. 7433A

Remarks :

Day star with dial disk

☆170 272(English-Spanish, black figures on white background).....

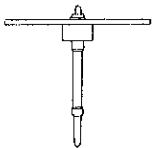
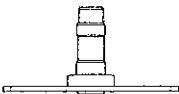
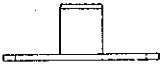
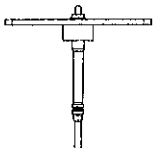
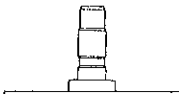

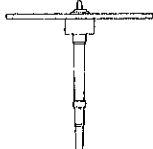

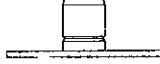
Used when both the crown and the calendar frame are located at 3 o'clock position.

If any other type of day star with dial disk is required, specify the number printed on the disk.

Fourth wheel & pinion, Center minute wheel, Hour wheel

There are three different types as specified below.

Combination :

Type	Fourth wheel & pinion	Center minute wheel	Hour wheel
a	 ☆241 493	 ☆270 042	 ☆271 492
*b	 ☆241 496	 ☆270 499	 ☆271 495
*c	 ☆241 499	 ☆270 039	 ☆271 059

* AS of this printing the Type b, c combination is not used.

However, it may be employed in the future with certain case designs.

Winding stem

☆354 076.....Refer to the photograph on the front page.

If the combination of the winding stem and case is unknown, check the case number and refer to "SEIKO Quartz Casing Parts Catalogue" to choose a corresponding winding stem.

Date dial

☆801 108(Black figures on white background) } Used when both the crown and the calendar frame
 ☆801 282(White figures on black background) } are located at 3 o'clock position.

If any other type of date dial is required specify ① Cal. No. ② The crown position
 ③ The calendar frame position and ④ Dial No.

Holding ring for dial

☆884 136.....The type of a holding ring for dial is determined based on the design of cases.

If the shape of holding ring for dial is different from the photograph, check the case number and refer to "SEIKO Quartz Casing Parts Catalogue" to choose a corresponding holding ring for dial.

Battery

☆SEIKO TR721SW..... The substitutive battery might be added to the applied battery in the future.

In that case, please refer to separate "BATTERY LIST FOR SEIKO QUARTZ WATCHES".

Note that SEIKO battery is marked with "SEIZAIKEN" on its (+) side.