



**SEIKO**

**QUARTZ**

**Cal. 7434A**

**PARTS  
CATALOGUE**

# Cal. 7434A



125 033



231 490



241 065



261 495



270 057



271 075



282 495



☆354 076



383 495



384 495



388 495



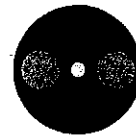
436 495



491 220



556 495



634 001



701 490



719 495



☆801 139



802 499



810 495




817 490



868 495



873 015



☆884 148



1001 001



1003 001



4001 416



4002 495



4146 496



4219 495



4219 496



4219 497



4239 495



4270 495



4271 495



4446 495



☆SEIKO TR721SW



012 170



012 196



012 469



012 699



012 778



012 797



017 549



017 634



017 636



017 637



017 638



017 639



017 640



017 641



017 657



017 972

2/1

# Cal. 7434A

## Characteristics

Casing diameter : 22.0 × 21.7 mm  
 Maximum height : 3.6 mm  
 Jewels : 2 j  
 Frequency of quartz crystal oscillator : 32,768 Hz (Hz : Hertz . . . . Cycles per second)  
 Driving system : Step motor (2 poles)  
 Regulation system : Trimmer condenser  
 Train wheel setting  
 Calendar (Date)  
 Lunar calendar function  
 Electronic circuit reset switch  
 Battery life indicator

PART NO.	PART NAME	PART NO.	PART NAME
125 033	Train wheel bridge	012 699	Day finger screw
231 490	Third wheel & pinion	012 778	Setting lever spring screw
241 065	Fourth wheel & pinion	012 797	Day jumper screw
261 495	Minute wheel	017 549	Minute wheel pin
270 057	Center minute wheel	017 634	Tube for train wheel bridge (A)
271 075	Hour wheel	017 636	Tube for coil block screw (A)
282 495	Clutch wheel	017 637	Tube for coil block screw (B)
☆354 076	Winding stem	017 638	Tube for circuit block screw (A)
383 495	Setting lever	017 639	Tube for circuit block screw (B)
384 495	Yoke (Clutch lever)	017 640	Tube for setting lever spring screw
388 495	Setting clutch spring	017 641	Tube for lower end-piece screw
436 495	Lower end-piece for third wheel	017 657	Tube for train wheel bridge (B)
491 220	Dial washer	017 972	Eccentric dial pin
556 495	Date finger	☆SEIKO TR721SW	Silver (II) oxide battery
634 001	Moon phase indicator		
701 490	Fifth wheel & pinion		
719 495	Day corrector		
☆801 139			
☆801 338	Date dial		
☆801 339			
☆801 343			
802 499	Date driving wheel		
810 495	Date jumper		
817 490	Intermediate date wheel		
868 495	Day finger		
873 015	Day jumper		
☆884 148	Holding ring for dial		
1001 001	Moon phase unit		
1003 001	Moon phase indicator snap		
4001 416	Circuit block		
4002 495	Coil block		
4146 496	Step rotor		
4219 495	Battery connection insulator (A)		
4219 496	Battery connection insulator (B)		
4219 497	Battery connection insulator (C)		
4239 495	Rotor stator		
4270 495	Battery connection (-)		
4271 495	Battery connection (+)		
4446 495	Crystal unit cushion		
011 541	Upper hole jewel for step rotor		
011 541	Lower hole jewel for step rotor		
012 170	Train wheel bridge screw		
012 170	Coil block screw		
012 170	Circuit block screw		
012 170	Moon phase unit screw		
012 196	Lower end-piece screw for third wheel		
012 469	Case screw		

☆ Please see remarks on the reverse page  
 Part numbers in light letters are not shown in photos

# Cal. 7434A

## Remarks :

### Winding stem

- ☆354 076 ..... Refer to the photograph on the front page.  
If the combination of the winding stem and case is unknown, check the case number and refer to **"SEIKO Quartz Casing Parts Catalogue"** to choose a corresponding winding stem.

### Date dial

- ☆801 139 (Black figures on white background) }  
☆801 338 (White figures on black background) } ..... Used when both the crown and the calendar frame  
☆801 339 (Black figures on gold background) } are located at **3** o'clock position.  
☆801 343 (Gold figures on black background) }

If any other type of date dial is required specify ① Cal. No. ② The crown position  
③ The calendar frame and ④ Dial No.

### Holding dial for dial

- ☆884 148 ..... The type of a holding ring for dial is determined based on the design of cases.  
If the shape of holding ring for dial is different from the photograph, check the case number and refer to **"SEIKO Quartz Casing Parts Catalogue"** to choose a corresponding holding ring for dial.

### Battery

- ☆SEIKO TR721SW ..... The substitutive battery might be added to the applied battery in the future.  
In that case, please refer to separate **"BATTERY LIST FOR SEIKO QUARTZ WATCHES"**.  
Note that SEIKO battery is marked with "SEIZAIKEN" on its (+) side.







## TECHNICAL GUIDE SEIKO QUARTZ Cal. 7434A

The SEIKO Quartz Cal. 7434A has a lunar calendar function, and its particular disassembling and reassembling procedures are shown on the back. For details other than the lunar calendar mechanism, refer to the "TECHNICAL GUIDE, Cal. 7430A, 7431A and 7439A".

### I. SPECIFICATIONS

Cal. No.		7434A
Item		
Time indication	3 hands (Hour, minute, and second hands)	
Driving system	Step motor (Compensating driving pulse system)	
Additional mechanism	<ul style="list-style-type: none"> <li>• Calendar function (Date)</li> <li>• Lunar calendar function</li> <li>• Train wheel setting device</li> <li>• Electronic circuit reset switch</li> <li>• Battery life indicator</li> </ul>	
Loss/gain	Monthly rate at normal temperature range: less than 15 seconds	
Movement size	Outside diameter	$\phi$ 25.3 mm 21.7 mm between 3 o'clock and 9 o'clock sides 22.0 mm between 6 o'clock and 12 o'clock sides
	Casing diameter	$\phi$ 22.0 mm
	Height	3.4 mm without battery
Regulation system	Trimmer condenser	
Battery	SEIKO (SEIZAIKEN) TR721SW Battery life is approximately 3 years. Voltage: 1.55V	
Jewels	2 jewels	

### II. LIST OF THE SCREWS USED

Shape	Part No.	Name	Shape	Part No.	Name		
	012 170	Train wheel bridge screw (2 pcs.)		012 196	Lower end-piece screw for third wheel (1 pc.)		
		Coil block screw (1 pc.)				012 778	Setting lever spring screw (1 pc.)
		Circuit block screw (3 pcs.)					
	012 797	Day jumper screw (1 pc.)					
	012 469	Case screw (2 pcs.)					

### III. DISASSEMBLING, REASSEMBLING, AND LUBRICATING

Disassembling procedures Figs. : ① → ②③

Reassembling procedures Figs. : ②③ → ①

#### Lubricating:

#### Types of oil

- Moebius A
- SEIKO Watch Oil S-6

#### Oil quantity

- Extremely small
- Normal quantity
- Liberal

#### Lunar calendar mechanism

