


SEIKO LASSALE

Cal. 7759A

PARTS CATALOGUE

Cal. 7759A



125 373



195 370



231 370



241 374



261 370



270 374



271 370



281 370



282 372



☆354 370



383 370



384 370



388 370



391 370



491 220



493 220



556 370



701 370



766 370

☆801 111




802 370



810 370



817 370



☆884 278



4001 421



4002 370




4146 370



4219 370



4239 370



4259 370



4270 370



4299 022



4408 370



SEIKO TR916SW



012 491



012 492



012 493



012 794



017 570



017 658



017 659



017 660



017 972

2/1

Cal. 7759A

Characteristics

Casing diameter : 22.0 × 21.0 mm
 Maximum height : 1.9 mm without battery
 Jewels : 6 j
 Frequency of quartz crystal oscillator : 32,768 Hz (Hz=Hertz Cycles per second)
 Driving system : Step motor (2 poles)
 Regulation system : Trimmer condenser
 Train wheel setting
 Calendar (Date)
 Instant setting device for date calendar

PART NO.	PART NAME	PART NO.	PART NAME	
125 373	Train wheel bridge	4408 370	Insulating spacer for circuit block	
195 370	Calendar plate	011 333	Upper hole jewel for third wheel	
231 370	Third wheel & pinion	011 333	Upper hole jewel for fifth wheel	
241 374	Fourth wheel & pinion	011 409	Lower hole jewel for step rotor	
261 370	Minute wheel	011 527	Lower hole jewel for fifth wheel	
270 374	Center minute wheel with cannon pinion (Silver)	011 541	Upper hole jewel for fourth wheel	
270 375	Center minute wheel with cannon pinion (Gold plated)	011 541	Upper hole jewel for step rotor	
271 370	Hour wheel	012 491	Train wheel bridge screw	
281 370	Setting wheel	012 491	Circuit block screw	
282 372	Clutch wheel	012 491	Calendar plate screw	
☆354 370	Winding stem	012 492	Setting lever spring screw	
383 370	Setting lever	012 493	Date finger screw	
384 370	Yoke	012 794	Coil block screw	
388 370	Setting lever spring	017 570	Minute wheel pin	
391 370	Train wheel setting lever	017 658	Tube for train wheel bridge	
491 220	Dial washer	017 659	Tube for circuit block screw (A)	
493 220	Hour wheel ring	017 660	Tube for circuit block screw (B)	
556 370	Date finger	017 972	Eccentric dial pin	
701 370	Fifth wheel & pinion	SEIKO TR916SW	Silver (II) oxide battery	
766 370	Intermediate minute wheel	Maxell SR916SW	Silver oxide battery	
☆801 111	Date dial			
☆801 112				
☆801 116				
☆801 117				
☆801 285				
☆801 286				
☆801 287				
☆801 288				
☆801 291				
☆801 292				
☆801 293				
☆801 294				
802 370		Date driving wheel		
810 370		Date jumper		
817 370	Intermediate date wheel			
☆884 278	Holding ring for dial			
☆884 279				
4001 421	Circuit block			
4002 370	Coil block			
4146 370	Step rotor			
4219 370	Battery connection insulator			
4239 370	Rotor stator			
4259 370	Anti-magnetic shield plate			
4270 370	Battery connection (—)			
4299 022	Battery lower plate			

☆⇨ Please see remarks on the reverse page.
 Part numbers in light letters are not shown in photos.

Cal. 7759A

Remarks :

Winding stem

- ☆354 370.....Refer to the photograph on the front page.
If the combination of the winding stem and case is unknown, check the case number and refer to "SEIKO LASSALE Quartz Casing Parts Catalogue" to choose a corresponding winding stem.

Date dial

- ☆801 111 (Black figures on white background) }
☆801 285 (White figures on black background) }The outside diameter is **22.4 mm.**
☆801 291 (Black figures on gold background) }
☆801 112 (Black figures on white background) }
☆801 287 (White figures on black background) }The outside diameter is **20.9 mm.**
☆801 293 (Black figures on gold background) }
.....Used when both the crown and the calendar frame are located at **3 o'clock** position.

- ☆801 116 (Black figures on white background) }
☆801 286 (White figures on black background) }The outside diameter is **22.4 mm.**
☆801 292 (Black figures on gold background) }
☆801 117 (Black figures on white background) }
☆801 288 (White figures on black background) }The outside diameter is **20.9 mm.**
☆801 294 (Black figures on gold background) }
.....Used when the crown is located at **3 o'clock** position and the calendar frame is at **6 o'clock** position.

If any other type of date dial is required, specify ① Cal. No. ② The crown position
③ The calendar frame position ④ Dial No. and ⑤ Color of date dial.

Holding ring for dial

- ☆884 278 }The type of a holding ring for dial is determined based on the design of cases.
☆884 279 }
If the shape of holding ring for dial is different from the photograph, check the case number and refer to "SEIKO LASSALE Quartz Casing Parts Catalogue" to choose a corresponding holding ring for dial.