

TECHNICAL GUIDE AND PARTS LIST

CAL. Y950A

COMBINATION QUARTZ

CONTENTS

I. SPECIFICATIONS	1
II. STRUCTURE OF CIRCUIT BLOCK.....	2
III. RELATIONSHIP BETWEEN THE SEGMENTS (LIQUID CRYSTAL PANEL ELECTRODES) AND C-MOS-LSI OUTPUT TERMINALS	2
IV. PARTS LIST.....	5

FOREWORD

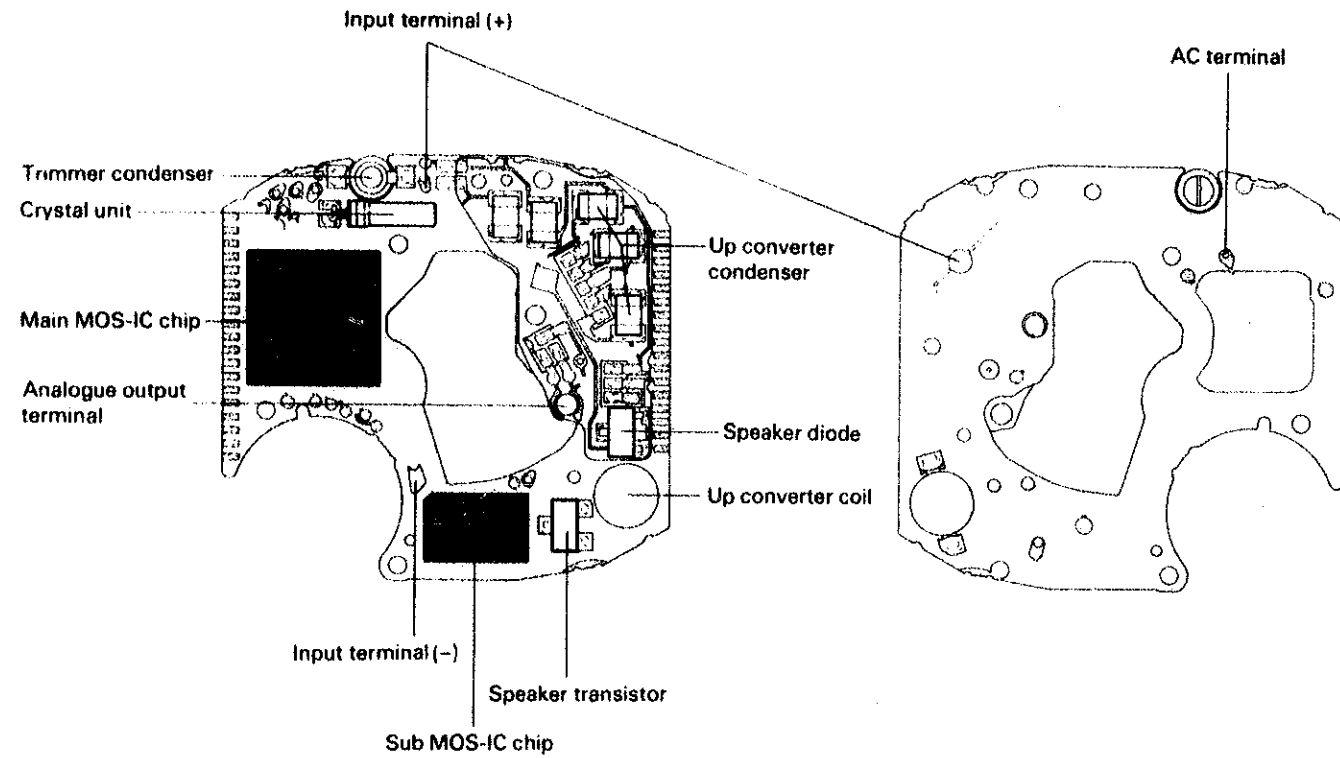
The construction of Cal. Y950A is the same as that of Cal. Y951A released previously, except the specifications and liquid crystal panel.

This Technical Guide does not give the disassembly/reassembly and checking and adjustment. For those, refer to the Technical Guide Cal. Y951A.

I. SPECIFICATIONS

Cal. No.		Y950A	
		Analogue section	Digital section
Display medium		Three hands	Nematic Liquid Crystal, FEM (Field Effect Mode)
Drive system		Step motor	Multiplex driving
Display system			<ul style="list-style-type: none"> ● Time display (12/24 hour indication) ● Calendar display and Current month display ● Alarm display ● Stopwatch display ● 200 years automatic calendar
Additional mechanism		Second setting device Electric circuit reset switch	Time signal
Loss/gain		Monthly rate: Less than 15 seconds at normal temperature range	
Movement size	Casing diameter	27.38 mm (12h - 6h)	26.64 mm (3h - 9h)
	Height (including battery)	5.81 mm (5.99 mm)	
Regulation system		Trimmer condenser	
Quartz tester measuring gate		Any gate is available	
Battery		SEIZAIKEN TR926W, MAXELL SR926W, U.C.C. 399 Voltage: 1.55V Battery life: Approx. 2 years	
Jewels		5 jewels	

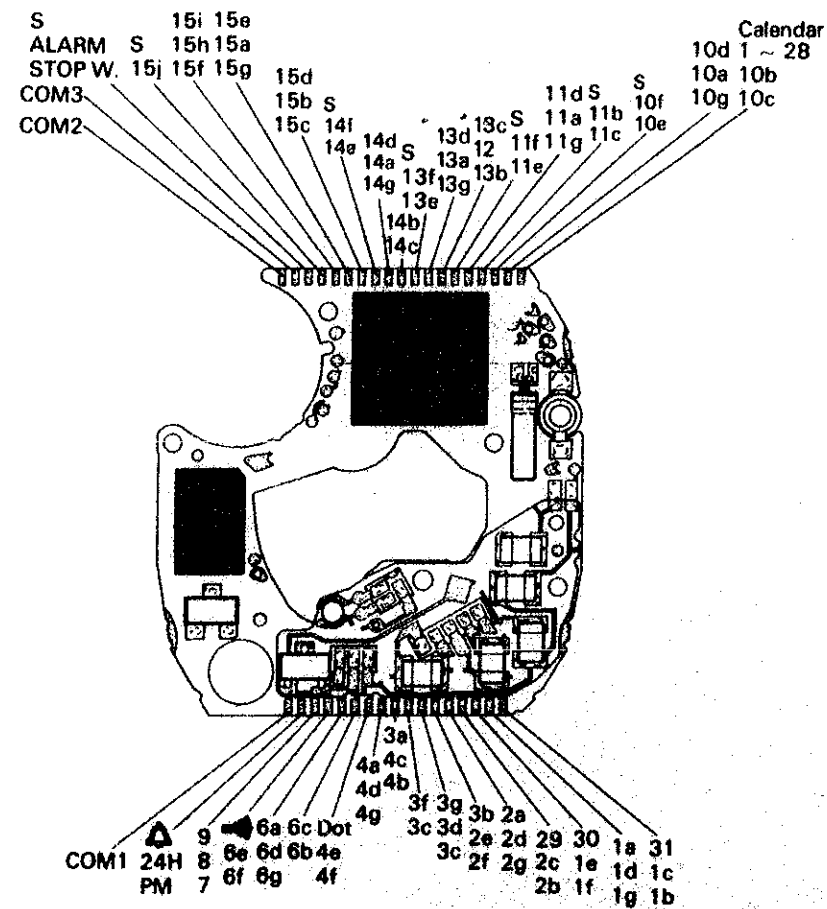
II. STRUCTURE OF CIRCUIT BLOCK



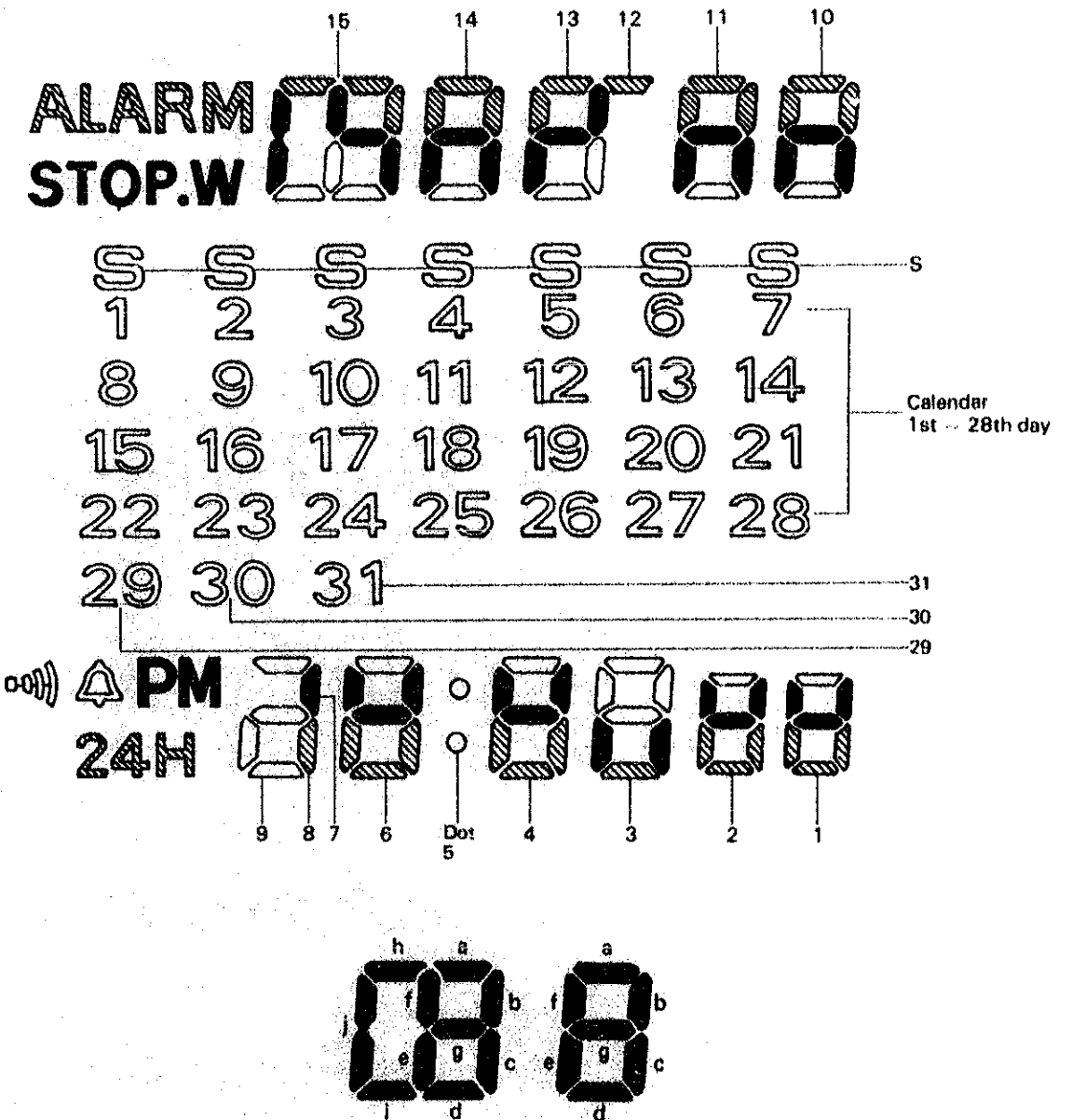
Note:
An ID mark (white) is provided in Cal. Y951.

III. RELATIONSHIP BETWEEN THE SEGMENTS (LIQUID CRYSTAL PANEL ELECTRODES) AND C-MOS-LSI OUTPUT TERMINALS

● C-MOS-LSI output terminals

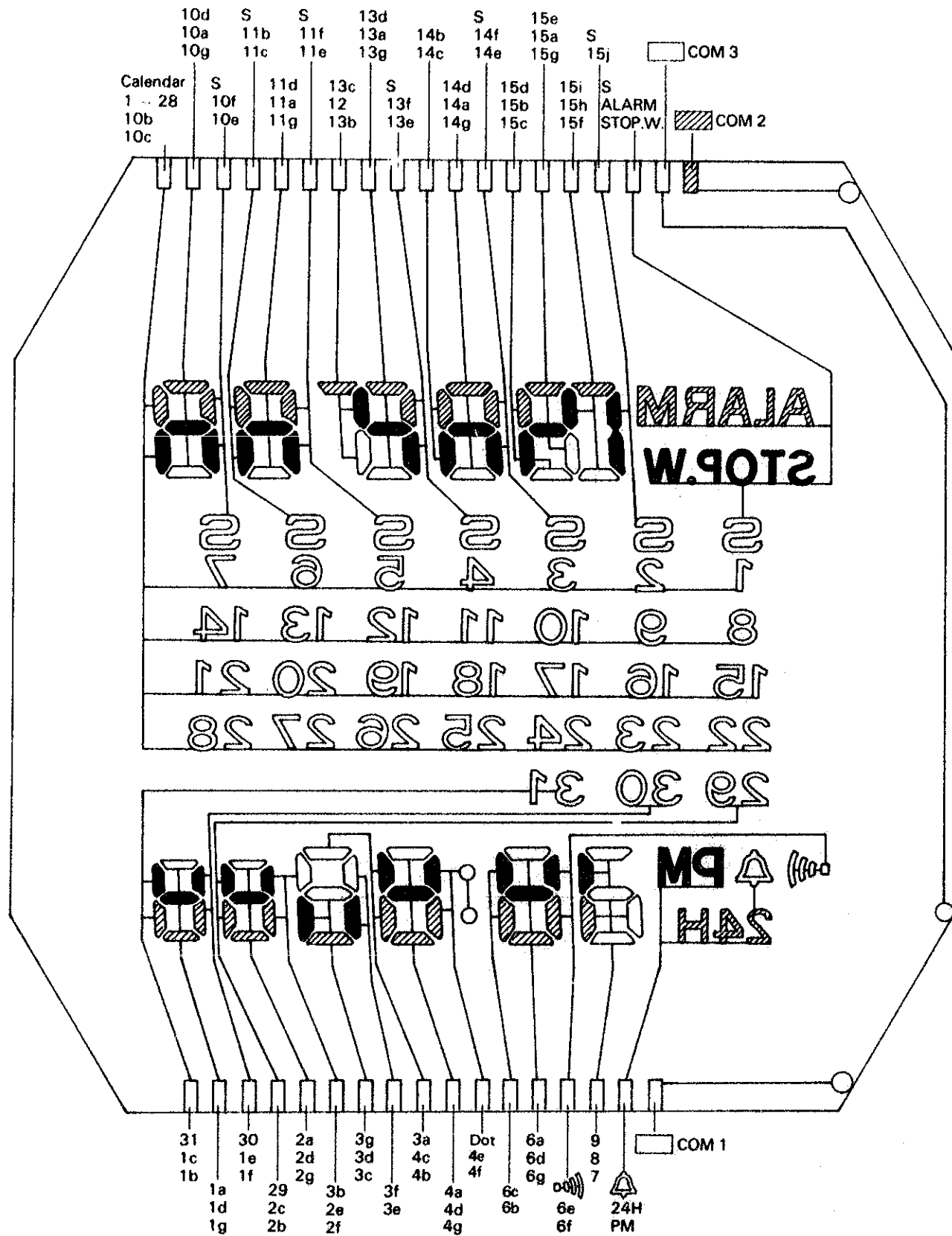


● Designation of segment



IV. PARTS LIST for Cal. Y950A

● Segments (Liquid Crystal Panel electrodes)



PART NO.	PART NAME
105 542	Auxiliary plate
125 715	Train wheel bridge
221 706	Center wheel & pinion
231 715	Third wheel & pinion
238 715	Guide pipe for winding stem
241 705	Fourth wheel & pinion
261 706	Minute wheel
271 706	Hour wheel
354 541	Winding stem
391 716	Train wheel setting lever
491 589	Dial washer
701 715	Fifth wheel & pinion
711 715	Guide plate for winding stem
735 542	Winding stem holder
4001 542	Circuit block
4002 715	Coil block
4148 715	Step rotor
4239 715	Rotor stator
4246 542	Speaker lead terminal
4270 542	Battery connection ⊕
4313 542	Connector
4408 542	Circuit block spacer A
4408 543	Circuit block spacer B
4457 542	Circuit block cover
4510 861	Liquid crystal panel
4512 542	Panel frame
022 241	Train wheel bridge screw
022 241	Coil block screw
022 241	Screw for winding stem holder
022 241	Circuit block cover screw
011 325	Upper hole jewel for fourth wheel
011 542	Upper hole jewel for third wheel
011 542	Upper hole jewel for fifth wheel
011 547	Lower hole jewel for step rotor
011 568	Upper hole jewel for step rotor
027 122	Tube for train wheel bridge
027 122	Tube for circuit block cover screw A
027 124	Tube for regulating switch lever screw
027 125	Tube for battery connection ⊕ screw
027 131	Tube for circuit block cover screw B
027 721	Train wheel setting lever adjusting pin
027 722	Hooking pin for train wheel setting lever
027 723	Banking pin for train wheel setting lever
027 724	Reset pin
SEIZAIKEN TR926W MAXELL SR926W U.C.C.399	Battery